

the bridge

creative technology training


Technical



Leadership



Creative



Consultancy



The Bridge
Unit 9b,
Queen's Yard
London,
E9 5EN

Course Brochure May 2010

A bout Us

Continual innovation & learning is key to sustained success in the creative industries

Whether you are a large multinational, smaller business or individual, we understand and fulfil all your training needs.

With The Bridge as your training partner, you will be looked after by the best trainers in the world. As respected advisors to industry and an unparalleled number of industry partners, all our off-the-shelf and bespoke training courses are timely, relevant and pitched to your individual requirements.

We provide technical, creative, management, leadership training to the creative industries.

Most of the software and hardware used by these industries are supported by our training.

All our trainers are leading practitioners in their field, active in the industry. All our hardware and software is state-of-the-art industry specific.

Our purpose built training centre is equipped with everything you need to learn in a comfortable, energising and inspiring environment.

We provide consultancy services to a wide variety of public sector and industry clients.

We are currently trusted by a wide variety of public sector partners to help them understand and support the creative industries.

Our current public sector clients include Skillset, Westminster City Council, Creative Way, Bectu and UKTI.

Our private sector clients include many Broadcast Top 50 post production and production companies.

Industry clients and partners

As part of the creative industries we are also trusted by a wide array of leading industry partners to help improve their businesses. Some of these can be seen on the back page of this brochure.

We are flexible to meet your needs.


All our provision can be delivered in our own training centre, in your place of work or in any other convenient location.

All our courses can be tailored to exactly meet your requirements - including the delivery on one-to-one courses.

We provide a bespoke service which will mould the course to you rather than you to the course.



Our main training centre has some of the best transport links available in the UK. It is less than 5 minutes walk from Hackney Wick Station and one stop away from Stratford International main line station, with a bus stop a few minutes away. There is also ample free car parking.


Our  courses




Technical



Leadership



Creative



Consultancy



**Adobe
After Effects
Fundamentals**

This Adobe authorised two day course is designed to allow those new to post production techniques to get the most from this immensely powerful software. Whether you are a motion graphics designer, visual effects artist, video editor or a rich media designer for the web, Adobe After Effects lets you design and animate with greater creative freedom.

The emphasis throughout this introductory course is practical hands on exercises which will help you understand the fundamental concepts and features of After Effects.

2 days, £450 plus VAT



**Adobe
After Effects
Intermediate**

This course will help you to understand the core concepts and features to master the Program. It includes many advanced features, including tips and tricks using the latest version.

This 2 day course is recommend for those who are looking to expand their knowledge of After Effects. Courses are taught by experienced developers and designers that have been certified by Adobe as expert trainers. We use official Adobe training curriculum and also add supplemental courseware to offer a truly unique training experience.

2 days, £450 plus VAT



**Adobe
After Effects
Advanced**

Bridge the gap between being able to use After Effects and being able to create visually stunning special effects using professional post production techniques.

This two day course is designed to give you the skills to get the most from After Effects enabling you to produce professional motion graphics and visual effects for film, video, the web and mobile devices. We also recommend this course for those planning to gain Adobe Certified Expert status.

The course covers working in 3D space, advanced layer techniques, using expressions and masks, creating professional special fx, working with sound and gaining industry hints and tips from After Effects professionals.

2 days, £450 plus VAT



**Adobe
Dreamweaver
Introduction**

This 2 day course provides web designers with the knowledge and hands-on practice they need to build and manage professional web sites using Dreamweaver. This course is for people new to web design and development and want to use Dreamweaver to build intuitive, attractive and accessible web sites.

To gain the most from this class, students should be familiar with the web and its terminology. In this course, you will examine the basics of Dreamweaver with a focus on best practices and design. You will learn, Adobe Dreamweaver interface basics, creating a website, controlling document structure, intro to Cascading Style Sheets, adding graphics, building Successful Site Navigation, designing Pages with CSS, Fireworks/Dreamweaver integration, creating Templates and Site Maintenance and gaining industry hints and tips from After Effects professionals.

2 days, £450 plus VAT







Technical



Leadership



Creative



Consultancy



**Adobe
Dreamweaver
Intermediate**

In this 2 day course, you'll learn how to connect to a database, search and display results, and build a page to update the database. If you've always dreamed of building a more advanced, data-powered site, but didn't know where to start, then this course is for you.

This course is for people who want to use Dreamweaver to create data-driven web applications. By the time students are finished with this course they will have knowledge of basics of Dynamic App Dev, overview of ColdFusion Administrator, basics of Drill-Down Interface, Building Recordsets and Binding Data to a Pages, Server Debug Options, SQL - INSERT, UPDATE, SELECT, and DELETE, ColdFusion Security and Login, Creating a Dynamic Search Interface, Database Panel and Application Wizards.

2 days, £450 plus VAT



**Adobe
Premier Pro**

Premiere Pro Getting Started is a 2 day classroom based training course which covers the basics of using Adobe Premiere Pro. The course is run at our London centre and is also available to be taught at your own location.

On completing this course delegates will be able to use the basic and most used tools in Premiere to capture, Import, edit, apply effects, mix audio, and output to a number of formats for Video, the Web and interactive media such as DVD and Flash. The Delegate will also gain knowledge of video standards, Compression and Editing Techniques.

2 days, £500 plus VAT



**Adobe
Flash
Introduction**

Adobe Flash is the industry standard for delivering rich graphic content over the web incorporating animation, sound and user interactivity. Flash has evolved to satisfy the need for web designers to create ever more complex and visually engaging content whilst maintaining an efficient and effective download capability. This two day Flash training course will introduce delegates to the main features in Flash including vector graphics, interactivity, animation, video and publishing Flash movies into an HTML page.

This 2 day course is designed for new users of Adobe Flash.

2 days, £450 plus VAT



**Adobe
Flash
Advanced**

This 2 day Advanced Flash ActionScript course aims to promote understanding of the possibilities of using actions scripting in Flash, enabling the candidate to incorporate scripting ideas into Flash Movies and develop a broad understanding of the interactive possibilities that actions scripting can provide and liaise more effectively with specialist programmers. Candidates will also be able to use the Advanced Flash training course as a platform for further development in Flash Actions script programming.

2 days, £450 plus VAT



**Adobe
Illustrator
Introduction**

This 2-day course introduces students to the basics of Illustrator. It is packed with hands-on exercises so that students can learn by doing. There are no prerequisites for attending this course, other than a working knowledge of the Mac operating system.


2 days, £450 plus VAT




Technical



Leadership



Creative



Consultancy



**Adobe
Illustrator
Intermediate**

This 2-day intermediate course is designed to have refresh your knowledge of the features and developed your understanding of the more advanced features and tools of Adobe Illustrator.

2 days, £450 plus VAT



**Adobe
Illustrator
Advanced**

This 2-day advanced Illustrator course will suit graphic professionals who need an extensive understanding of vector illustrations and the many features of Illustrator.

To qualify for this Advanced course you must have previously attended the fundamentals and Intermediate courses, or have a good working knowledge of Illustrator and be comfortable with all of the techniques and concepts covered in the Fundamentals course, the details of which can be found elsewhere on this site. palette, Adobe Bridge, Live Trace and expanded export options

2 days, £500 plus VAT



**Adobe
InDesign
Fundamentals**

This Indesign training course starts to familiarise you with print layout and design using Adobe Indesign. You would like to learn about the tools and features available to you in Adobe Indesign. In this course, you will work with some of the tools and features to create eye-catching printed documents using Adobe Indesign.

This Indesign training course is intended for graphic designers, creative professionals, print professionals, publishers, pre-press professionals, and marketing communications professionals.

2 days, £450 plus VAT



**Adobe
Photoshop
Fundamentals**

Adobe Photoshop Fundamentals is a 2 day course that is ideally suited to people who want to use Photoshop to create professional looking graphics for final print and web output, whether working in a marketing department, production house, or other creative department.

In order to complete this course you will require basic computer skills such as a basic understanding of a computer's operating system, launching an application, creating & saving files, and copying files from CDs & other media.

2 days, £450 plus VAT



**Adobe
Photoshop
Intermediate**

This Adobe Intermediate Photoshop training course is a 2 day course for anyone wanting to gain a much higher level of understanding for the more advanced features of Adobe Photoshop. It is an intensive course with hands on experience. Prerequisites: Working knowledge of Photoshop or delegates should have attended the Adobe Photoshop Fundamentals.


2 days, £450 plus VAT




Technical



Leadership



Creative



Consultancy



**Adobe
Photoshop
Advanced**

Advanced Adobe Photoshop training this course teaches participants the techniques necessary to create, manipulate and edit professional quality images with skill, speed and precision. This course is aimed at designers and photographers who have working experience of Photoshop.

On completion of this Advanced Photoshop course, delegates will have an in depth knowledge of what Photoshop has to offer and also learn a range of techniques that speed up and improve workflow.

2 days, £450 plus VAT



**Apple
Final Cut Pro
Overview**

This two-day, hands-on course introduces students to the primary feature set and basic interface of Final Cut Pro. In this course, you'll learn to perform basic editing functions while familiarising yourself with the user interface. Topics include basic setup, adjusting and customising preferences and settings, capturing video and audio, various editing and trimming techniques, Ripple, Roll, Slip and Slide tools, finishing and final output.

This course is based on the An Introduction to Final Cut Pro 7 course, but it does not cover all lessons and exercises in the book. Students may complete the exercises that are not covered in class on their own.

2 days, £500 plus VAT



**Apple
Final Cut Pro
Introduction**

This three-day, hands-on course teaches students to perform basic editing functions while becoming familiar with the Final Cut Pro user interface. In this course, you will re-create scenes and effects from both drama and documentary.

Start with basic video editing techniques and work all the way through Final Cut Pro's powerful advanced features. Learn to mark and edit clips, mix sound, add titles, create transitions, apply filters, and more. Topics include basic setup, customising preferences and settings, capturing video and audio, various editing and trimming techniques, Ripple, Roll, Slip, and Slide tools, audio editing and audio creation, finishing and final output.

3 days, £750 plus VAT





**Apple
Final Cut Pro
Introduction
PrimeTime**

This hands-on course teaches students to perform basic editing functions while becoming familiar with the Final Cut Pro user interface. This course is based on the An Introduction to Final Cut Pro 7 course. However, instead of being offered during the day, this course is divided into eight three-hour seminars. This allows working professionals to take the course without interrupting their busy schedules.

In this course, you will start with basic video editing techniques and work all the way through Final Cut Pro's powerful advanced features. Learn to mark and edit clips, mix sound, add titles, create transitions, apply filters, and more. Topics include basic setup, customising preferences and settings, capturing video and audio, various editing and trimming techniques, Ripple, Roll, Slip, and Slide tools, audio editing and audio creation, finishing and final output.

8 x 3 hours, £750 plus VAT



**Apple
Final Cut Pro
Comprehensive
Study**

This five-day, hands-on course teaches students to perform basic editing functions while becoming familiar with the Final Cut Pro user interface. This course is based on An Introduction to Final Cut Pro course. However, the lessons are covered in five days, instead of three, allowing for more comprehensive coverage of the lessons.

In this course, you will re-create scenes and effects from both drama and documentary.

Start with basic video editing techniques and work all the way through Final Cut Pro's powerful advanced features. Learn to mark and edit clips, mix sound, add titles, create transitions, apply filters, and more. Topics include basic setup, customising preferences and settings, capturing video and audio, various editing and trimming techniques, Ripple, Roll, Slip, and Slide tools, audio editing and audio creation, finishing and final output.

5 days, £1250 plus VAT



**Apple
Final Cut Pro
For AVID
Editors**

This two-day, hands-on course introduces students to the primary feature set and interface of Final Cut Pro. Using Avid editing terminology and references as stepping stones, this course translates the students' existing editing talents to the FCP skill set. In this course, students will learn Final Cut Pro editing operations: capturing, sound editing, creating bins and sequences, as well as Final Cut Pro's extensive effects package, real-time color correcting, and numerous tips and keyboard shortcuts for everything in between.

2 days, £450 plus VAT



**Apple
Final Cut Pro
Advanced
Editing**

This three-day, hands-on course teaches students hard-to-find advanced editing and finishing techniques. Learn how to create polished transitions, fix screen direction errors, edit multi-camera projects, work with nested sequences, create fantastic effects use filters creatively and composite like a pro. This course also covers advanced workflows for managing media and working with film.

2 days, £750 plus VAT






**Apple
Final Cut Pro
Technical
Support**

This 4 day course gives a comprehensive theoretical overview and intensive hands-on training to prepare you for Final Cut Pro technical installations and support. Through project-based lessons and step-by-step instruction, this course shows you how to integrate high-end capture cards, storage systems and other industry-standard hardware into a Final Cut Pro workflow, as well as how to install and configure Final Cut Pro to make the most of this professional non-linear editing system. The course covers everything from system configuration, storage and device connectivity to the intricacies of SAN solutions, and includes sections on optimising short-form/broadcast workflows and long-form/HD workflows. It offers troubleshooting advice and every turn; for dropped frames, mismatched audio and audio distortion, imported graphic file issues, media management, file recovery, archiving strategies and much more.

This course is suitable for technicians and support staff working in post facilities, studios, broadcasters or for resellers. It is also suitable for Final Cut Pro operators / editors who want to be able to optimise their Final Cut Pro systems and take their technical skills to a higher level.

4 days, £1000 plus VAT



**Apple
Final Cut
Server
Overview**

This one-day class provides an overview of Final Cut Server, Apple’s powerful new media asset management and workflow automation software. Final Cut Server takes the headache out of managing large collections of media files, then extends to tracking job status, managing reviews and approvals, and automating complex sequences of tasks all in a single product designed to work seamlessly with Final Cut Studio. The course combines lectures and hands-on case study exercises to provide practical real-world experience.

1 day, £250 plus VAT



**Apple
Final Cut
Server
Administering**

This three-day class guides you through administering Final Cut Server, Apple’s powerful new media asset management and workflow automation software. Final Cut Server takes the headache out of managing large collections of media files, then extends to tracking job status, managing reviews and approvals, and automating complex sequences of tasks all in a single product designed to work seamlessly with Final Cut Studio. The course combines of lectures and hands-on case study exercises to provide practical real-world experience.

3 days, £750 plus VAT



**Apple
DVD Studio
Pro
Introduction**

This three day, hands-on course delves into the world of DVD authoring with DVD Studio Pro 4. In this comprehensive course, students will learn everything they need to create a professional DVD title. This course guides students through every aspect of DVD authoring, from initial storyboarding to burning and replication.

Using compelling media and a real-world production workflow, students will learn how to create amazing MPEG 2 video with Compressor as well as create eye-popping motion menus directly in DVD Studio Pro 4. Students will also “author” a DVD by creating buttons, interactive links, slideshows, playlists and even adding alternate audio stream and camera angles.

3 days, £750 plus VAT



**Apple
Final Cut
Studio
Colour
Correction**

This two-day hands-on course will familiarise students with the color correcting capabilities of Final Cut Studio. Start with the basics of color balancing and correction, and move on to the fine points of secondary grading, including scene matching, using vignettes to isolate and track regions, creating advanced color effects and “looks,” skin tone adjustments, adjusting the composition and framing of a shot, and much more..

2 days, £450 plus VAT







Technical



Leadership



Creative



Consultancy



Apple Motion Introduction

This three-day, hands-on course will familiarise students with Motion, Apple's revolutionary software for motion graphics design. This comprehensive course covers working with Motion's Real-Time Design engine and interface, behavior-based animation, parameter behaviors, blend modes, advanced particle system design, advanced title animation, working with templates, chroma key techniques, masking methods, advanced 3D features, working with audio, keyframing, and integration. This course is aimed at those familiar with After Effects, Flame, and Smoke.

3 days, £750 plus VAT



Apple Motion Introduction (Beginners)

Allowing more time for the new practitioner, this five-day, hands-on course will familiarise students with Motion, Apple's revolutionary software for motion graphics design. This comprehensive course covers working with Motion's Real-Time Design engine and interface, behavior-based animation, parameter behaviors, blend modes, advanced particle system design, advanced title animation, working with templates, chroma key techniques, masking methods, advanced 3D features, working with audio, keyframing, and integration.

5 days, £1250 plus VAT



Apple - Sound Editing in Final Cut Studio Introduction

This two-day class guides you through editing audio files, repair field recordings, perform multitrack arranging and mixing, synchronize audio and video, analyse and fix common audio problems, and perform other creative sound design techniques. This course focuses on practical, professional techniques used to add professional music and sound effects to video and multimedia projects.

2 day, £450 plus VAT



Apple Logic Express and Logic Pro Introduction

This three day hands on course introduces students to the primary features and basic user interface of Logic Pro. Students learn how to generate a customised audio and MIDI configuration that will seamlessly integrate with their own personal production studio. Students also create their own song using Logic Pro's comprehensive array of software instruments, Apple Loops and DSP effects. In depth lessons will cover MIDI and audio recording, streamlined editing and arrangement techniques, user defined key commands, automation, scoring to picture and surround mixing. A special troubleshooting section helps students to set up and optimise a Logic system effectively.

3 days, £750 plus VAT





Apple Logic Express and Logic Pro Introduction Prime Time

This course introduction course is offered as eight three-hour seminar sessions, allowing working professionals to take the course without interrupting their busy schedules.

The course introduces students to the primary features and basic user interface of Logic Pro. Students learn how to generate a customised audio and MIDI configuration that will seamlessly integrate with their own personal production studio. Students also create their own song using Logic Pro's comprehensive array of software instruments, Apple Loops and DSP effects. In-depth lessons will cover MIDI and audio recording, streamlined editing and arrangement techniques, user defined key commands, automation, scoring to picture and surround mixing. A special troubleshooting section helps students to set up and optimise a Logic system effectively.

8 x 3 hours, £750 plus VAT



**Apple
GarageBand
'09
Introduction**

This one-day, hands-on course introduces students to the features and interface of GarageBand '09, which is part of iLife. iLife is a suite of digital authoring tools that comes with every Mac: iPhoto, iMovie, GarageBand, iDVD, and iWeb. Whether you're an accomplished musician or student, GarageBand is the most rewarding way to create, perform and record your own music. Learn the interface and basic recording techniques, then move on to arranging a song, editing and mixing tracks, adding effects and distributing your music files.

1 day, £250 plus VAT



**Apple
iLife '09
Introduction**

This two-day, hands-on course introduces students to the features and interface of iLife. iLife is a suite of digital authoring tools that comes with every Mac: iPhoto, iMovie, GarageBand, iDVD, iTunes and iWeb. You will learn to create media-rich digital projects, and share them online with a few clicks. Featuring footage and images from around the world, the focused lessons cover organising and sharing your photo library to creating polished video and soundtracks. Along the way, you will produce photo albums, movies, and music.

2 days, £500 plus VAT



**Apple
iLife '09
Comprehensive
Study**

This three-day, hands-on course introduces students to the features and interface of iLife. iLife is a suite of digital authoring tools that comes with every Mac: iPhoto, iMovie, GarageBand, iDVD, iTunes and iWeb. With iLife, you will learn to create media-rich digital projects and share them online with a few clicks. Featuring footage and images from around the world, the focused lessons cover all aspects of iLife—everything from organising and sharing your photo library to creating polished video and soundtracks. Along the way, you will produce movies, picture books, podcasts, websites, blogs, and custom DVDs.

3 days, £750 plus VAT



**Apple
iWork
Introduction**

This two-day, hands-on course introduces students to the key features and basic interface of iWork. iWork is Apple's suite of productivity tools that includes Pages for producing professional looking documents, Numbers for creating spreadsheets, tables and charts, and Keynote for developing high-quality presentations.

In this course, you will learn how to create everything from first-rate business presentations and newsletters to effective budgets and event planners. Learn how to effortlessly create stunning presentations, complete with Apple-designed themes, cinema-quality animations, and voiceover narration. Create compelling spreadsheets for everything from family budgets and event planning to invoices and complex financial reports. All three applications offer import and export compatibility with Microsoft Office applications.



3 days, £750 plus VAT



**Apple
ACMT
Fast Track**

Individuals wishing to become an Apple Certified Macintosh Technician (ACMT) must complete one hardware and one software exam at a minimum. We are offering an ACMT (Fast Track) course for experienced Macintosh engineers requiring the Apple Certified Macintosh Certification. (This course covers all the necessary content included in the ACMT 8 day course but reduces the course length down to 4 days removing all Take-Apart Labs and some additional and historical theory.) Valid Candidates include previous certified engineers who have let their certification lapse and require an update course and also experienced Macintosh Engineers who previously or currently have worked for an Apple Authorised Service Provider for a minimum of one year.

£1250 plus VAT



**Apple
Mac OS X Server
Essentials 10.6**

Mac OS X Server Essentials is a four-day course designed to give technical coordinators and entry-level system administrators the skills, tools, and knowledge to implement and maintain a network that uses Mac OS X Server. Students learn how to install and configure Mac OS X Server to provide network-based services, such as file sharing, mail, web and wikis. Tools for efficiently managing and deploying Mac OS X and software updates are also covered. The course is a combination of lectures and hands-on case study exercises that provide practical real-world experience.

4 days, £1299 plus VAT



**Apple
Mac OS X
Directory
Services 10.6**

This four-day course focuses on both Mac OS X as a directory service client, and Mac OS X Server as a directory server. Cross platform solutions are emphasized in both instances. In working with Mac OS X, students learn how to use network accounts and Kerberos authentication with any common directory service, such as Apple's Open Directory, Microsoft's Active Directory, or an industry-standard LDAP server.

In working with Mac OS X Server, students learn how to run a robust, scalable directory system using Apple's Open Directory server. Students also learn how to use Mac OS X Server to augment an existing directory service infrastructure. The course is a combination of lecture and hands-on case study exercises that provide practical real-world experience.

4 days, Cost TBC. Course ware not available.



**Apple
Mac OS X
Deployment
10.6**

This three-day course focuses on solutions for deploying software, ranging from the installation of individual files to the deployment of complete system images to multiple computers. Students then apply what they've learned to create a full deployment plan that includes testing, hardware and software deployment, auditing and maintenance.

The course also teaches students how to create a tiered Software Update server solution, as well as about third-party solutions to supplement tools provided by Apple. Students get hands-on experience in using tools such as Apple Remote Desktop, Disk Utility, PackageMaker, and System Image Utility and discuss the pros and cons of each for different deployment situations.

3 days, Cost TBC. Course ware not available.



**Apple
Xsan 2
Administration**

Learn how to implement and administer Xsan 2, Apple's enterprise file system designed for storage area networks (SAN). Take advantage of Xsan 2's built-in flexibility and create shared volumes on your SAN compatible with third-party products, maximizing the return on your storage investment. Use the skills, tools, and knowledge from this course to set up, manage, and monitor the SAN that's right for your organisation.

The three-day Xsan 2 Administration course focuses on deploying storage area networks. Students configure, performance tune, and troubleshoot a storage area network using Apple's Xsan 2 tools. The course also covers storage resource management and data protection. A combination of lecture and hands-on exercises provides practical real-world experience.

3 days, £450 plus VAT




Technical



Leadership



Creative



Consultancy



Apple Xsan 2 for Pro Video

This three-day class combines a comprehensive theoretical overview with intensive hands-on experience to prepare you for Xsan 2 integrations of any size or configuration. The course covers Xsan components, requirements, topologies, and installation challenge, and provides dedicated time with a system for you to explore implementation from component setup and connection to software installation and configuration.

3 days, £750 plus VAT



Apple iPhone / iPad for business leaders

Many companies are looking at the iPhone and other mobile platforms as a business tool, either with staff able to access IT infrastructure, or to develop apps to compliment, extend or advertise existing services. This one day course looks at the practicalities of iPhone as a platform, introduces the application lifecycle and gives participants an insight into how to manage an iPhone project.

1 day, £300 plus VAT



Apple iPhone / iPad Programming

This three day course is intended for programmers wishing to learn how to write iPhone applications. Participants should have some programming experience, object oriented programming experience is not a prerequisite. Participants will learn about the iPhone platform, its native programming language, Objective-C, and be introduced to the business processes behind creating and publishing apps in Apple's app store. By the end of the course, participants should have enough understanding to create and build their own applications, be familiar with the development environment and iPhone API's, and have an understanding of a broad range of the technologies and concepts underlying iPhone programming.

3 days, £900 plus VAT



RED Camera & Workflow

This 2 day in-depth RED technology course covers, Building a well equipped RED system, The importance of good communication with production and the DIT, Deliverables (SD, HD, 2K, 4K, web, file, tape), Workflow planning, Project and Data Organization, Footage analysis and feedback, Colour Management, Data Processing, Editing, Conforming, Grading, VFX, Finishing, Delivery.

2 days, £1000 plus VAT



MAYA for Beginners

This 5-day Maya course provides basic training in Maya including modeling, animation, rendering, and visual effects so artists can create an end-to-end creative workflow.

Maya 3D is a modeling, animation, rendering, and visual effects software offers artists an end-to-end creative workflow.


5 days, £1250 plus VAT




Technical



Leadership



Creative



Consultancy



Understanding Current & Future Video Technologies and Workflows

This 4 day course gives an overview and understanding of all current video technologies, such as the varying frame sizes i.e PAL/NTSC through to 4K and beyond, varying frame rates, Interlaced vs Progressive scan and the benefits of each, various pixel aspect ratios and how each video format whether Tape or Tapeless records and stores this information. How to solve problems in or to change the above formats are also discussed.

The differences between computer and TV based delivery to the human eye is also covered. How the human eye perceives this information and how the manufacturers use this to compress the data contained in the image will be explained.

In the fast changing technologies and workflows involved in the Post Production world. All genres of TV and cinema are gradually moving over to file-based production from traditional methods using tape and film. The new technologies are still evolving, and fresh skills/knowledge are needed at many points in the production process. This course also gives an overview of tapeless technologies and processes from camera to distribution. Participants will be taken through the complete workflows from the various camera systems available such as Panasonic P2, Sony XDCAM and EX, RED with their pros and cons, tapeless back up during shooting, capturing to your edit suite and gain hands-on experience of managing the file transfer process and preparing for the edit. Understanding how to keep the quality throughout your workflow is paramount and this is covered through each stage of the workflow.

The basics of legalizing your picture and sound will be covered as the editor is now the last point in the tapeless production chain. An in-depth overview of how each format, whether tape based or tapeless affects your computer hardware, shared network and storage needs, including an overview on storage area networks and asset management systems

Finally the course covers all aspects of compression from CoDec's to Wrappers, their pros and cons, and all of the factors that effect the successful delivery of media on all platforms whether delivering to TV, Web (download or streaming), DVD, Blu-Ray, E-Commerce i.e VOD (Video On Demand), Interactive TV, Podcasting e.t.c. Simple quick and easy ways of delivering the correct format to the above multiplatform.

This Course assumes a basic level of competence on a Computer and a basic understanding of TV /Video.

4 days, £1000 plus VAT



Maxon Cinema 4D

In our 2-day introduction course, we will show you the fundamentals of Maxon Cinema 4D by the end of the course, you'll be ready to create your own 3D designs and character animations, and be beginning to move towards an understanding of the more sophisticated features of the software.

2 days, £500 plus VAT



**Nuke 6
Complete**

Nuke (the name deriving from 'new compositor') was originally developed by Digital Domain for in-house use beginning in 1993. Nuke then won an Academy Award for Technical Achievement in 2001. In 2007, The Foundry, a London based plug-in development house, took over development and marketing of Nuke from D2.

Recent films using Nuke Include: Transformers, The Curious Case of Benjamin Button, King Kong, Jumper, I Robot, Resident Evil.




This hands on 5 day course will take you through the feature set and interface of Nuke 6.

Starting with examples of Nukes workflow and taking you through it's node based interface, our real production based examples will take you through node based compositing, rotoscoping, paint, wire removal, tracking and stabilization, 3D, Keying and colour correcting the final result.

Prerequisites: Base knowledge of Compositing and effects.

5 days, £1500 plus VAT





Self marketing and CV workshops for workers/ students in the Creative and Media Industries

This tailor made workshop is intended to give practical information advice and guidance to professionals and new entrants alike about how best to promote themselves in the industry, regardless of their job role. The USP of this workshop is that it is the only one in the U.K that has built in careers advice from an accredited industry professional. This interactive workshop takes place over two days with individual careers advice available if required.

The aftercare aspect of one to one careers advice is vital because once equipped delegates will need to know how to utilise the new information in order to best suit their current and future needs. The delegates will be asked to fill in a careers information form in order to best deliver individual careers advice sessions. Delegates will be asked to bring in their own C.V's to work on.

1 day, £400 plus VAT

One day Presentation Skills Workshop

Do you get nervous when you have to make a presentation? Does the idea of speaking in front of people fill you with dread? Do you try to avoid presenting at work? With over 20 years experience in the field of presentation I have designed this course to help you overcome your nerves and deliver a confident, assured presentation. This is not an acting course, you will not be asked to change who you are, instead we will concentrate on how to improve on what you already have and develop your natural style.


In just one single day you will learn to

- Present yourself in a naturally self assured confident manner
- Reduce dependence on notes
- Learn how use presentation tools to your advantage
- Avoid jargon
- Know how to plan and structure a presentation
- Enjoy the experience!

Bring a presentation you'd like to work on and with a maximum of 8 people in the group you'll get lots of one to one help from me and personal feedback. You will also take away your own person action plan which you can refer to again and again.

Included in this course is a unique limited email support service, so you won't be left high and dry when the time comes to deliver!

1 day, £250 plus VAT



**The Bridge
Editing
Academy**

Currently the only way to become an editor is to work up the ranks and wait for that one, elusive "big chance".

As a Bridge student you will learn the technical and creative aspects of editing from start to finish. If accepted, for two years The Bridge is your partner in becoming a professional editor.

On completion you will have:

- experienced a uniquely tailored programme of mentoring, training, work placements and paid work
- a place on the books of top freelance agency The Crewing Company – a position normally reserved for editors with extensive experience.
- enviable contacts with key production and post production companies
- completed paid editing work
- a credit list and a client references
- wisdom passed on to you by a leading practitioner who will be your personal mentor for the duration of the course
- expertise in using most industry software tools
- ability to "get inside the clients head", understanding the psychology of editing
- knowledge and experience of editing grammar
- an understanding of the anatomy of the media industry and where you fit into this
- essential networking skills
- contact with leading industry figures who you will meet during weekly seminars and masterclasses
- your own state-of-the-art MacBook Pro, fully loaded with all the software you need


In short, you will be given everything you need to launch a successful career as an editor.
Total two-year investment for all modules is £18,970.

Because we want to guarantee success, each prospective candidate will be interviewed to ensure suitability for the programme.

And, for exceptional talent where cost is a prohibitive barrier, we offer a "Bridge Bursary" place, where we will cover up to 70% of the course costs.

For more information on this new way into the role of your dreams, contact us today.

2 years full time, £18,750



Consultancy

- We provide a variety of consultancy services to private and public sector clients. Currently this includes:
- improving performance management through coaching for a leading post production company
 - enhancing the visibility and client exposure for a established media business
 - managing a £500,000 of investment from Westminster City Council which supports the creative industries of the Borough
 - creating and delivering a "summer school" programme to give talented young people their first taste of what working in the media industry is like
 - helping shape the benefits of a proposed V&A Museum branch in Dundee to the economy, skills and social value of Dundee, Scotland and the global design community
 - working with BECTU to bring state-of-the-art techniques and skills to the community of freelancers of Northern Ireland
 - delivering a trade mission for the UKTI taking a dozen leading companies to Abu Dhabi and Dubai to generate increased overseas partnerships and business
 - attracting and committing employers to the new Skillset Apprenticeship in Digital Media

We offer a unparalleled knowledge and expertise of both the media sector and the public landscape. Contact us to discuss your needs.



Our Partners:



evolutions

Farmers **WIFE**

INTRO

